



North Drive, Hounslow, TW3 1PT
Offers Over £725,000

Situated in this ever popular residential location within a short walk to Hounslow East and Osterley Tube stations is this extended semi-detached family home. The accommodation comprises, on the ground floor, a through lounge, extended dining room, extended modern kitchen, shower room and extended family room, on the first floor four generous bedrooms, family bathroom and en-suite bathroom to the extended main bedroom. Outside own driveway with off street parking for at least two cars and rear garden. The property also benefits from double glazed window and central heating. Offered for sale with no onward chain!

A partner of
The Guild Of Professional Estate Agents
with a network of over 700 independent estate agents

Associated Office: 121 Park Lane, Mayfair, London W1K 7AG t 020 7318 7075

Entrance Hallway


Tiled flooring, understairs storage cupboard, stairs to first floor and doors to rooms.

Lounge

Front aspect double glazed window, radiator, power point, wood effect flooring, double opening doors to...

**Dining Room**

Rear aspect double glazed window, radiator, power point, door to garden, spotlights.

Shower Room

Tiled enclosed shower cubicle, low level w/c, wash hand basin, tiled walls and flooring.

Extended Kitchen



Double bowl sink unit with mixer tap and cupboard below, further range of wall and floor mounted units, built-in 5 ring hob and extractor hood above, built-in oven, integrated "Mille" washing machine and dishwasher, space for fridge/freezer, power point, tiled walls and flooring, cupboard housing wall mounted "Vaillant" boiler, rear aspect double glazed window.

Extended Family Room



Front aspect double glazed window, radiator, wood effect flooring, spotlights.

First Floor Landing

Doors to room.

Bedroom One



Front aspect double glazed window, radiator, built-in wall to wall wardrobes.



Bedroom Two

Rear aspect double glazed window, radiator, built-in wardrobes with bed recess.

Bedroom Four


Front aspect double glazed window, built-in wardrobes with over bed recess, door to...

Bedroom Three

Front aspect double glazed window, built-in wardrobes.




En-Suite Bathroom



Modern white suite comprising panel enclosed bath, low level w/c, wash hand basin with vanity unit below, tiled walls and flooring, heated towel rail, double glazed window.

Family Shower Room



Tiled enclosed shower cubicle, low level w/c, wash hand basin with vanity unit below, tiled walls and flooring, heated towel rail and rear aspect double glazed window

Outside

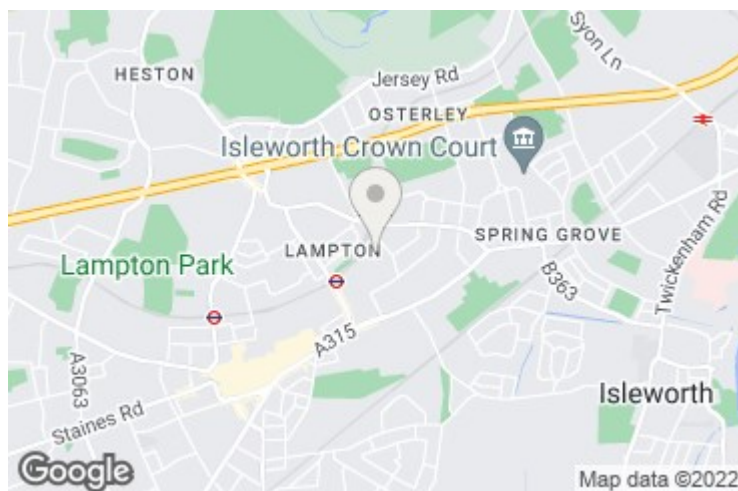
Rear Garden

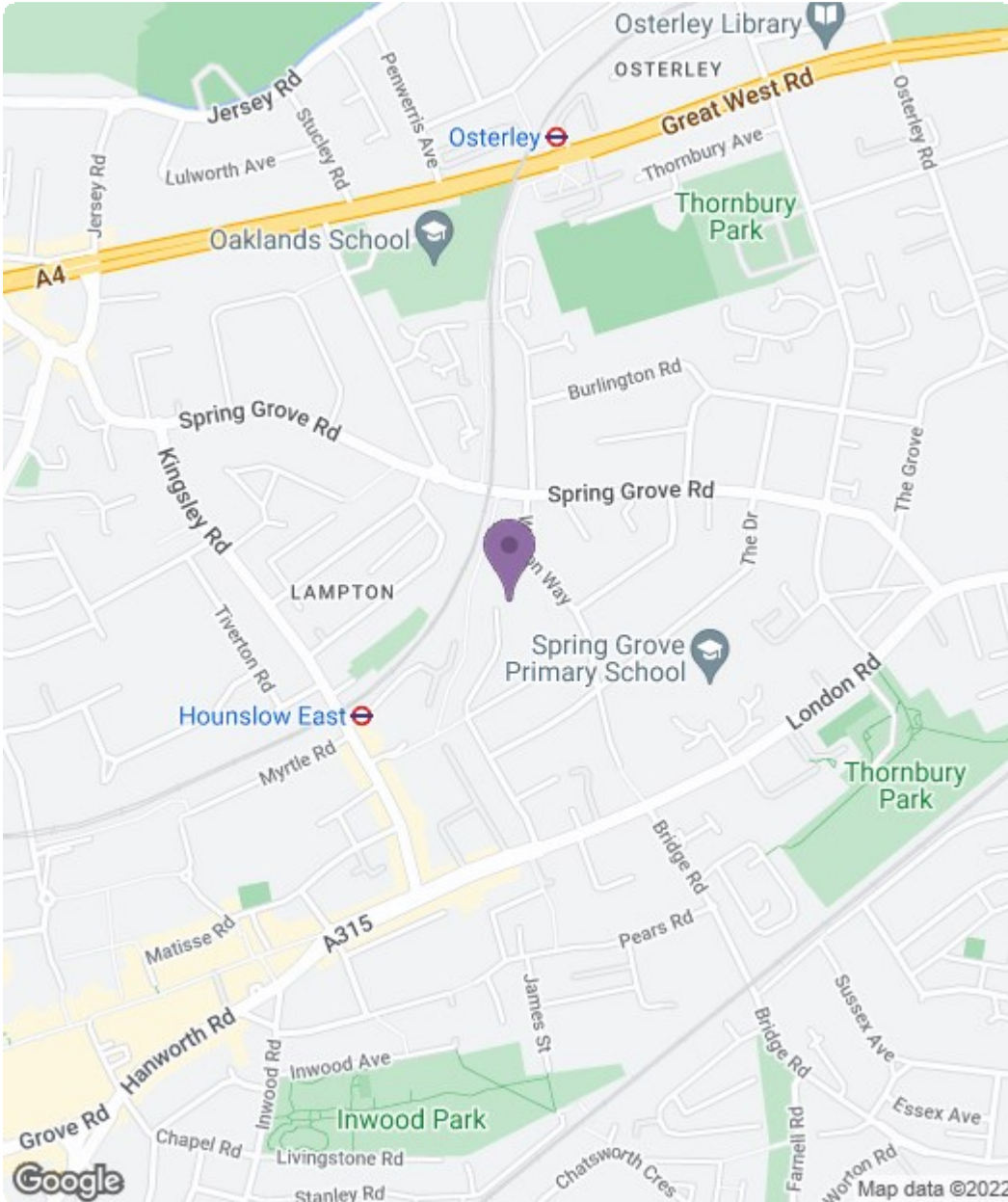




Paved patio area, rest laid to lawn, timber shed.

Front

Own driveway with off street parking for at least two cars.





Energy Efficiency Rating		Current	Potential
Very energy efficient - lower running costs			
(92 plus) A			
(81-91) B			
(69-80) C			
(55-68) D			
(39-54) E			
(21-38) F			
(1-20) G			
Not energy efficient - higher running costs			
England & Wales		EU Directive 2002/91/EC 	
Environmental Impact (CO ₂) Rating		Current	Potential
Very environmentally friendly - lower CO ₂ emissions			
(92 plus) A			
(81-91) B			
(69-80) C			
(55-68) D			
(39-54) E			
(21-38) F			
(1-20) G			
Not environmentally friendly - higher CO ₂ emissions			
England & Wales		EU Directive 2002/91/EC 	

A partner of
The Guild Of Professional Estate Agents
 with a network of over 700 independent estate agents

Associated Office: 121 Park Lane, Mayfair, London W1K 7AG t 020 7318 7075